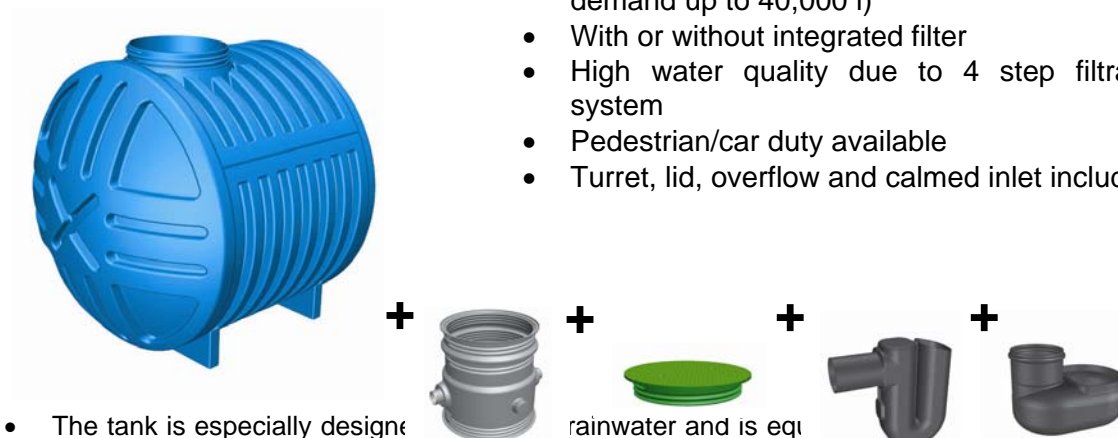


PE rainwater storage tank

Aqua terne 204

Advantages:

- Available in sizes from 2,500 to 25,000 l (on demand up to 40,000 l)
- With or without integrated filter
- High water quality due to 4 step filtration system
- Pedestrian/car duty available
- Turret, lid, overflow and calmed inlet included:




- The tank is especially designed for rainwater and is equipped with a 4-step filtration system necessary to achieve an excellent water quality and keep maintenance to a minimum.
- The rainwater can be used for toilet flushing, washing machine, car washing and irrigating the garden.
- The tank has a double wall and is for this reason very stable. Combined with a concrete lid and frame (available as accessory) the tank has a car duty up to 5 t.
- In case of heavy rainfall the surplus water is discharged via an overflow. The overflow can be connected to the storm drain system or soak-away.
- Tanks are also available with integrated filter (for a roof size up to 150m²), see table below.
- 10 year warranty

Item no	Volume [l]	[mm]	tank [mm]	[mm]	[mm]	Weight [kg]
G 12025	3,500*	2850	2024	1810	2024	285
G 12026	5,000*	2850	2024	2330	2024	365
G 12027	6,000*	2850	2024	2620	2024	400
G 12028	7,500*	2850	2024	3140	2024	480
G 12029	9,000	2850	2024	3670	2024	560
G 12030	12,500	2850	2024	5340	2024	755
G 12031	13,500	2850	2024	5870	2024	870
G 12032	15,000	2850	2024	6190	2024	890
G 12033	16,000	2850	2024	6440	2024	955
G 12034	18,000	2850	2024	7260	2024	1065
G 12035	19,000	2850	2024	7800	2024	1145
G 12036	22,000	2850	2024	9160	2024	1340
G 12037	25,000	2850	2024	9980	2024	1460

The rainwater storage tank has an integrated 4 step filtration system. In that way you get an excellent water quality and the tank may have to be cleaned once every 10 – 15 years.



The **fine filter (accessory)** avoids dirt-particles from entering the tank. The filter is self-cleaning and can be easily taken out for maintenance. (1)



Calmed inlet
Very fine dust-particles are sinking down to the bottom of the tank. The design of the inlet avoids swirling up particles. (2)

Overflow siphon

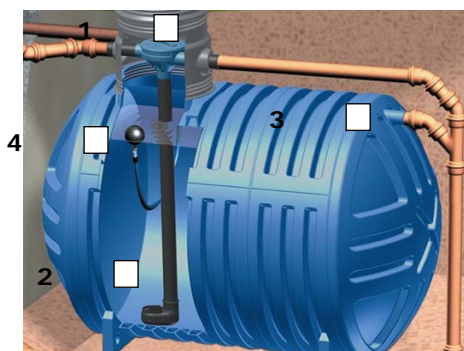


Very light fine particles build a swimming layer. This layer is automatically taken away

each time the tank overflows. In case of a connection to a combined sewer the siphon avoids the entering of rodents and odour. (3)



Floating extraction (accessory)
The floating extraction allows the pump to suck the water just under the water surface where it is cleanest. An additional fine filter will protect the suction pump. (4)



Car duty up to 5 t if using a concrete lid and frame (available as accessories)

