

FIRE FIGHTING BOOSTER SETS. RANGE OVERVIEW

ESPA manufactures a complete range of Firefighting booster sets according with the following rules:

Booster sets to feed FIRE HOSE REELS

Booster sets according with the following rules:
EN 23-500-90
APSAD R1

Models:

UE : jockey pump + electric pump
UD : jockey pump + engine driven pump
U2E : jockey pump + electric service pump + electric auxiliary pump
UED : jockey pump + electric service pump + engine driven auxiliary pump

Booster sets to feed SPRINKLERS

EN 12845 : 2003
CEPREVEN RT2 ABA
APSAD R5

Models:

CE : jockey pump + electric pump
CD : jockey pump + engine driven pump
C2E : jockey pump + electric service pump + electric auxiliary pump

CED : jockey pump + electric service pump + engine driven auxiliary pump

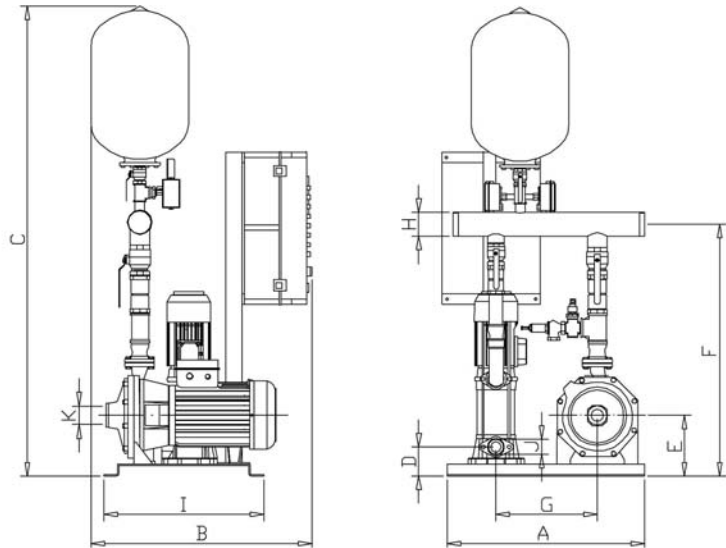
Groups with electric service pumps and engine driven auxiliary pump have two command panels, one for each pump.



UE

Components:

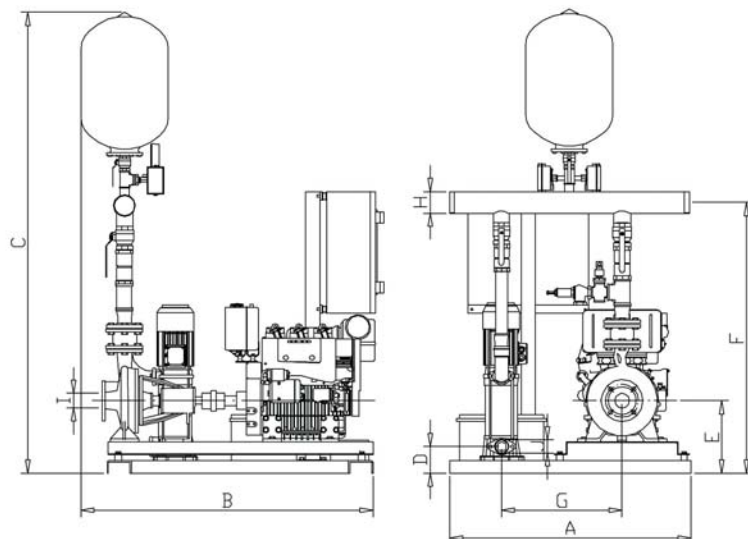
- ✓ Jockey pump : MULTI
- ✓ Electrical driven Service pump. Monoblock.
- ✓ Control panel.
- ✓ Pressure vessel 50 lts.
- ✓ 4 pressure switches: 3 service pump + 1 jockey.
- ✓ Fittings and valves



UD

Components:

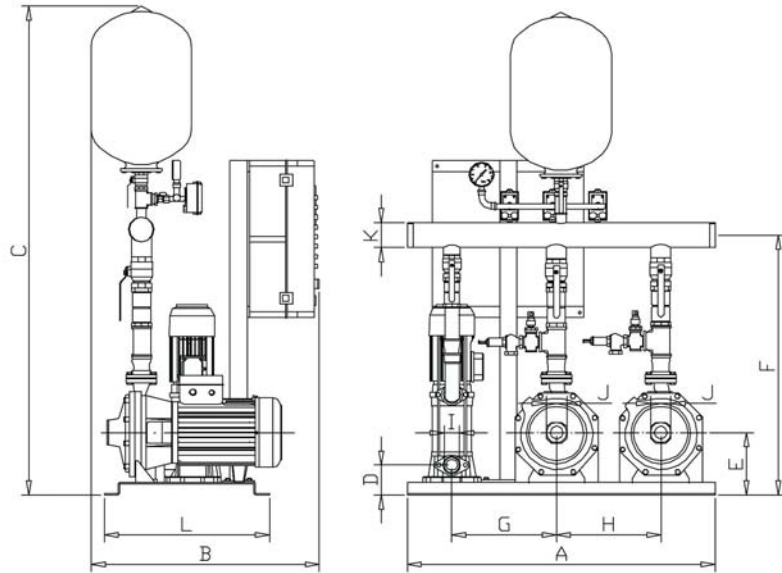
- ✓ Jockey pump : MULTI
- ✓ Diesel engine driven Service pump. Monoblock.
- ✓ Control panel .
- ✓ Pressure vessel 50 lts.
- ✓ 4 pressure switches : 3 service pump + 1 jockey.
- ✓ Fittings and valves



U2E

Components:

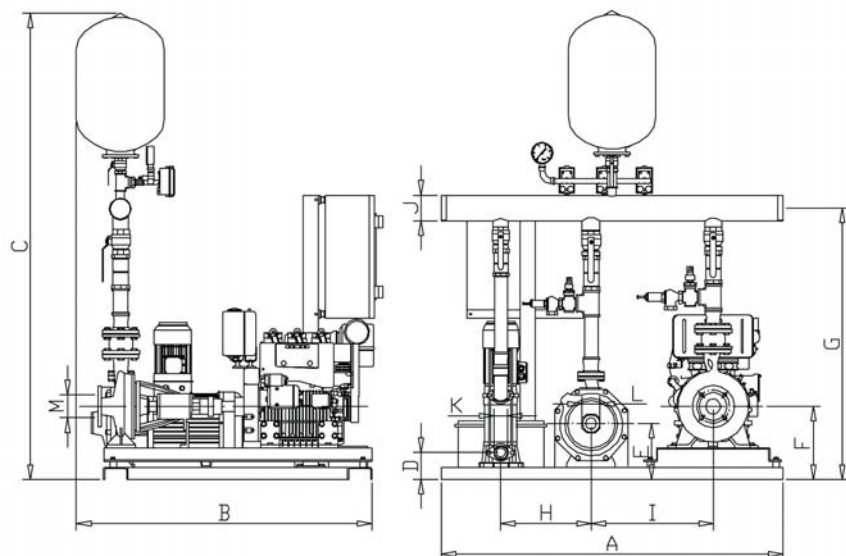
- ✓ Jockey pump : MULTI
- ✓ Service and auxiliary electrical driven pump. Monoblock
- ✓ Control panel .
- ✓ Pressure vessel 50 lts.
- ✓ 7 pressure switches : 3 service pump + 3 auxiliary pump + 1 jockey.
- ✓ Fittings and valves



UED

Components:

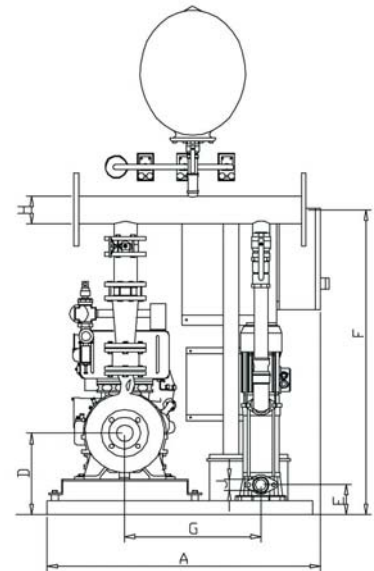
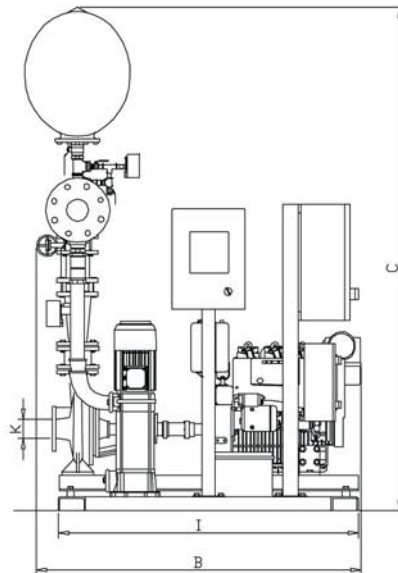
- ✓ Jockey pump : MULTI
- ✓ Service electrical driven pump + Diesel engine driven pump.
- ✓ Control panel .
- ✓ Pressure vessel 50 lts.
- ✓ 7 pressure switches : 3 service pump + 3 auxiliary pump+ 1 jockey.
- ✓ Fittings and valves



CE

Components:

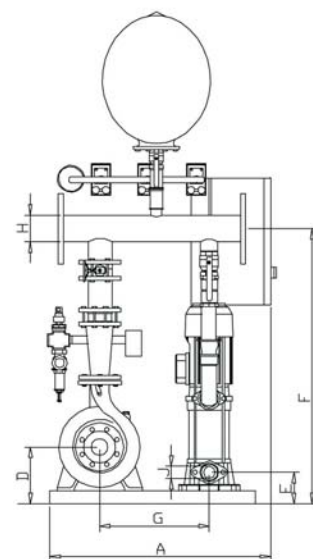
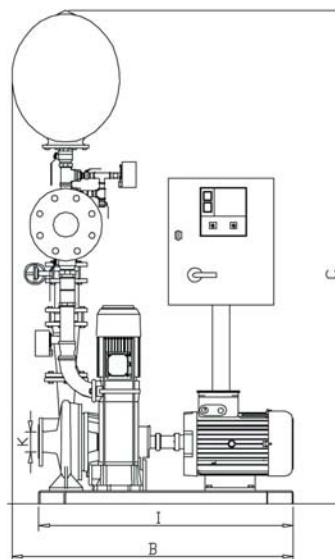
- ✓ Jockey pump : MULTI
- ✓ Electrical driven Service pump.
- ✓ Control panel .
- ✓ Pressure vessel 50 lts.
- ✓ 4 pressure switches : 3 service pump + 1 jockey.
- ✓ Fittings and valves



CD

Components:

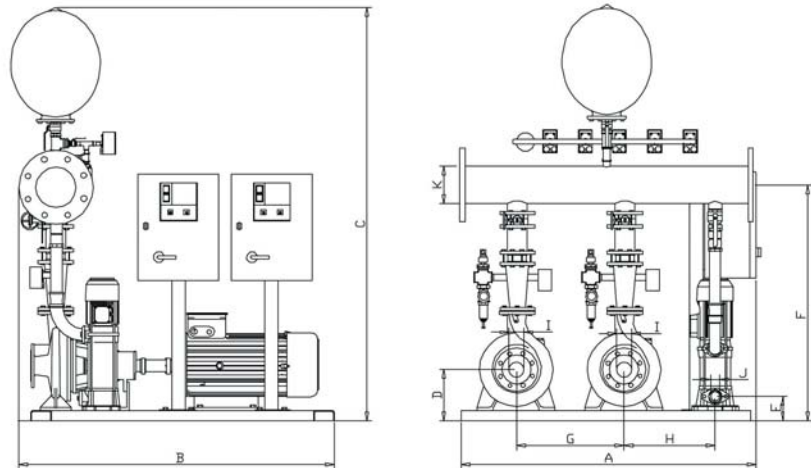
- ✓ Jockey pump : MULTI
- ✓ Diesel engine driven Service pump.
- ✓ Control panel .
- ✓ Pressure vessel 50 lts.
- ✓ 4 pressure switches : 3 service pump + 1 jockey.
- ✓ Fittings and valves



C2E

Components:

- ✓ Jockey pump : MULTI
- ✓ Service and auxiliary electrical driven pump. Control panel .
- ✓ Pressure vessel 50 lts.
- ✓ 7 pressure switches : 3 service pump + 3 auxiliary pump + 1 jockey.
- ✓ 2 control panel.
- ✓ Fittings and valves



CED

Components:

- ✓ Jockey pump : MULTI
- ✓ Service electrical driven pump + Diesel engine driven pump.
- ✓ 2 Control panel for engine driven pump and control panel for electric pump.
- ✓ Pressure vessel 50 lts.
- ✓ 7 pressure switches : 3 service pump + 3 auxiliary pump+ 1 jockey.
- ✓ Fittings and valves

