

Lifting stations for domestic applications

Applications

Automatic stations to lift and evacuate wastewater for domestic application, detached homes, cottages, rural properties, second homes, restaurants, stores, workshops, etc. DRAINBOX collects, stores and delivers waste water to the sewerage manifold with easy installation and high efficiency.

Materials

300 l capacity tank (240 l of useful volume) manufactured in 6 mm thick high-density polyethylene, with special bottom configuration to avoid sediments. Fittings in PVC and gaskets in EPDM. Water level controlled by float switches.

Motor

For flow rates, manometric head and electric motor parameters, check the pump's data table.

Equipment

All sets are supplied with control panel. Supplied with 10 m power cord.

Limitations

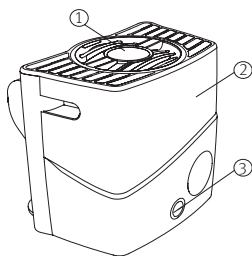
Maximum temperature of liquid: 40 °C.



For more information, check the commercial catalogue.

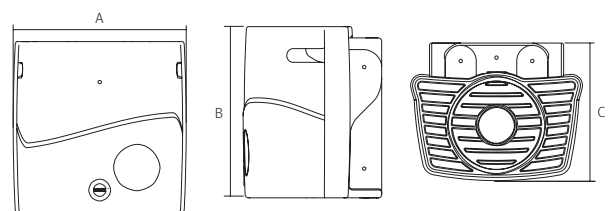
Dimensions and weights

Model	A	B	C
Drainbox 300	770	760	615
Drainbox 600	1230	760	615



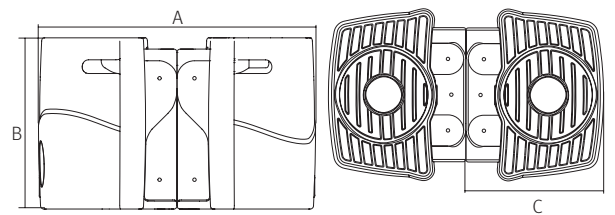
1 tank cover - 2 tank - 3 drain plug

Drainbox 300



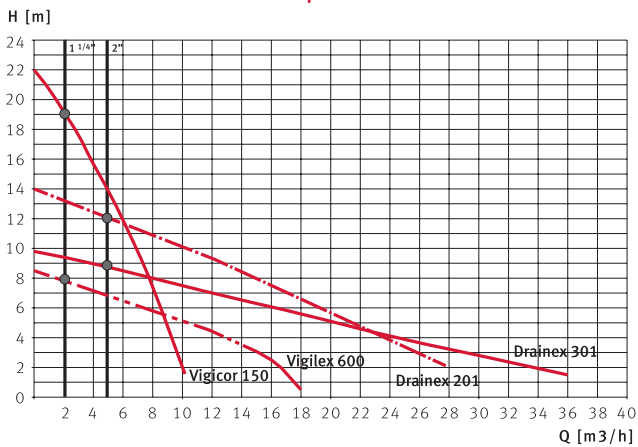
1 pump - 1 240 litre tank - packaging kit - control panel

Drainbox 600



2 pumps - 2 240 litre tanks - packaging kit - control panel

Performance curves at 2900 rpm



- Minimum flow for preventing particles from accumulating in the pipes.



Vigilex M A



Vigicor 150 M



Drainex 201/301 M/T

Characteristics table

Model	Pump	I (A)		P1 (kW)		P2		Ø Free flows	Ø Connection	Q máx. (l/min)	Weight kg	Control panel *	Impeller
		1~	3~	1~	3~	kW	HP						
Drainbox 300 800M A TP	Vigilex 600 M A	3,4	-	0,8	-	0,6	0,8	24	1 1/4"	240	28,1	-	Vortex
Drainbox 300 1200M D TP FL	Vigicor 150 M	5,4	-	1,2	-	0,9	1,2		1 1/4"	140	41	-	Grinder
Drainbox 300 1400M TP KE FL	Drainex 201M	6,2	2,6	1,4	1,4	1,1	1,5	45	2"	450	55	Tipo 1 Tipo 2	Vortex
Drainbox 300 1400 TP KE FL	Drainex 201												
Drainbox 600 1400M TP KE FL	Drainex 201M	6,2	2,6	1,4	1,4	2 x 1,1	2 x 1,5	45	2"	900	110	Top	Vortex
Drainbox 600 1400 TP KE FL	Drainex 201												
Drainbox 600 1500M TP KE FL	Drainex 301M	6,8	2,7	1,5	1,5	1,1	1,5	60	2"	600	122	Top	Vortex
Drainbox 600 1500 TP KE FL	Drainex 301												

* On request, any model can be supplied with a Top control panel.

Control panel options (depending on model)



Control Top panel



Type 1



Type 2

Accessories



Ø 63/Ø 110 Joint



Extension



Ball valve



Ø 100 elbow male/female x 2



Non-return valve



Float switch kit